

How to log on to ROAD TO IELTS WEBSITE

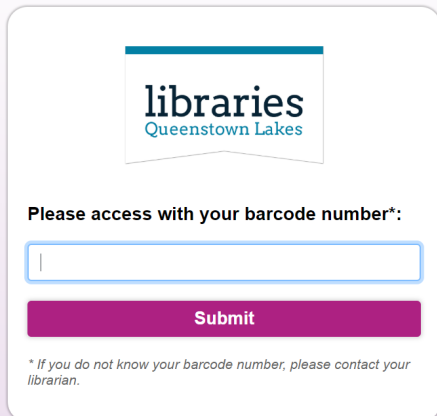
ROAD TO IELTS

Full Version **General Training**

Use this link on QLDC libraries website: <https://codc-qldc.govt.nz/library-online/online-learning>

Click on [here](#) to access the **Clarity English** log in page

1. Enter your unique library card number on the back of your library card – *Please contact your local library if you do not know your number.*




libraries
Queenstown Lakes

Please access with your barcode number*:

Submit

* If you do not know your barcode number, please contact your librarian.

2. Select **Sign In/Register**. You can **Continue as a Guest** and this will take you to the site without log ins, however it does restrict what you can do on the site and does not allow you to access certain functions.



ROAD TO IELTS
IELTS preparation and practice


Welcome to Road to IELTS

Sign in / Register

Continue as a guest


ClarityEnglish 5.0.2

- If you have already created an account, enter your email address and password. If you do not you will need to click on **create an account**, enter your personal details and then sign in.

- Once on the Homepage you can use the grey tabs across the top right or the links underneath to navigate the site, using the “HOME”  tab on the top left to get back to this page at any stage. If you are using the site as a Guest, you will not have access to some of the functions (such as **Countdown to IELTS** and **Progress Report**) so your homepage will look different. If you would like full access, you will need to create an account. Click on “Sign out” and this will take you to the Register page.

- On the ROAD TO IELTS page you can :
 - take online practise tests in Reading, Listening, Speaking or Writing
 - download EBooks, study planners and guides

- Watch tutorial videos with advice from candidates
- Track your own progress
- Set a test countdown so you can see how much time you have to study before your tests.



To sign out of the IELTS site click on “sign out” in the top right corner of the homepage.